



IMPORTANT

1. Always include complete heater model and serial number so that any specification change can be considered for parts shipment. It can save time and expense.
2. Specifications are subject to change without notice.
3. We reserve the right to substitute functional replacements.
4. Order by Part No.; not Heater Option Designation.

Replacement Parts

Applies to: Separated-Combustion Models SC, SCE, SSCBL, SSCDBL



Index

- A**
 Air Shutter (burner rack) 11
 Blower Air Flow Switch 5
 Alarm Bell 12
 Amplifiers 6
- B**
 Heat Exchanger Tube Baffles 10
 Bearing Mounting 30
 Bearings 28
 Belt 20, 21, 22, 24, 25
 Motor Mounting Bolts 30
Burner Rack and Components 10
- C**
 Blower Cabinet Parts 27
 Interior Cabinet Parts 9
 Cabinet Parts 26, 28
 Exhaust Cap 3
 Inlet Air Cap 3
 Capacitor 9
 Carryover 10
 Carryover Regulator 11
 Combustion Air Pressure Switch 5
 Concentric Adapter Assy 3
 Condensate Drain Kit 26
 Motor Contactor 6
 Mixed Air Controller 32
 Outside Air Controller 32
- D**
 Damper Motor 31
 Damper Rod 31
 Dampers and Controls 31
 Date of Manufacture 2
 Date Series was Introduced or Re-certified 3
 DDC (4-20 ma) interface module 32
 Disconnect Switch 7
 Drive Options and Components 20
 Ductstat 5
 Ductstat Sensor 5
- E**
 Electrical Components 4
 Screened Exhaust Cap 3
- F**
 Rubber Feet and Hardware (blower motor) 28

- Filters 27, 30
 Firestat 5
 Flue Collection Box 9
 Freezestat 5
 Frequency Drives 17
 Fuse 6
 Fuseholder 6
- G**
 Grommet 26
 Inlet Guard 3
- H**
 Hand Quadrant 32
Heat Exchanger 9
 Heat Exchanger Directional Air Baffles 9
- I**
Ignition Controllers 5
- L**
 Door Latch Kit 29
 Light 8
Reverse Flow Limit 6
Limit Control 4
 Damper Linkage Parts 32
 Louvers 26
- M**
 Special Manifold Components 12
Manifold 11
 Blower Motor 13, 14, 15, 16, 17, 18, 19, 20
 Damper Motor 31
 Gear Motor 9
 Motor Adjustment Bracket 28
 Motor Support 28, 29
 Mounting Support 26
- O**
 Burner Orifices 10
 Convenience Outlet 6
 Overload 14, 16
 Overloads 17
- P**
 Paint 26
 Replacement Parts Tag 3
Pilots 12
Pressure switch 5
 Low Gas Pressure Switch 12
 Pressure Null Switch 32
 Dirty Filter Pressure Switch 7
 High Gas Pressure Switch 6, 12

- Low Gas Pressure Switch 6
 Pulley 20, 21, 22, 24, 25
- R**
 Rating Plate 2
 2-Speed Motor Speed Selector Relay 6
 Relay 4, 9, 12
 Remote Console 7
- S**
 Discharge Sensor for Modulating Gas 6
 Air Flow Switch Sensor 30
 Serial Number 2
 Blower Shaft 28
 Signal Conditioner 6
 Silicone Sealant 3
 Starter 14
 Holding Coils for IEC Starters 17
 Starters 13, 14, 15, 16, 17, 18, 19, 20
 Summer/Winter Switch 5
 Toggle Switches 7
 Auxiliary End Switch 32
 Gas Pressure Switch 6
 Switch 8
- T**
 Temperature Control 6
 Temperature Selectors 6
 Terminal Block 4
 Thermostats 7
Transformer 4, 7, 13
- V**
 Fluid Power Valve 13
 Gas Valve 10
 Manual Gas Valves 11
 Variable Frequency Drives 13
 Venter and Flue Duct Parts 8
Venter Motor and Wheel 8
 Vent Limiter 6
 Vent Terminal/Combustion Air Intake Components 3
 Vent Valve 13

Model SC Duct Furnace



Model SCE Blower/Furnace Packaged System




(discontinued 2011)

Model SSCBL Packaged System with "BL" Type Blower Cabinet and 1, 2, or 3 Furnace Sections



Model SSCDBL Packaged System with two "BL" Type Blower Cabinets and 2, 4, or 6 Furnace Sections



(discontinued 2011)

Additional References:

(See your factory distributor for the following catalogs and instruction manuals)

Subject	Form
Service - Replacement Gas Valves, Ignition Controllers & Maxitrol Parts.....	P-VALVES
Service - Converting to Other Gases.....	P-GC
Service - Replacement Parts for Optional Evaporative Cooling Module.....	P-REC
Installation/Operation - Model Series SC, Duct Furnace.....	I-SC
Installation/Operation - Model Series SCE Packaged Duct Furnace/Blower.....	I-SCE
Installation/Operation - Model Series SSCBL and SSCDBL Packaged Systems.....	I-SSCBL
Installation/Operation - Vent Terminal/Combustion Air Packages.....	I-OPT-VC
Installation/Operation - Optional Evaporative Cooling Modules.....	I-OPT-EC

Blower Cabinet and Components - Model SCE (cont'd)

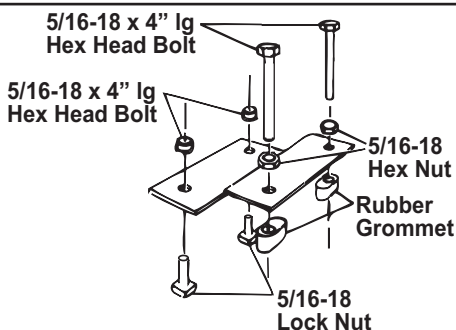
Code 251 - Motor Support for less than 1 HP motor



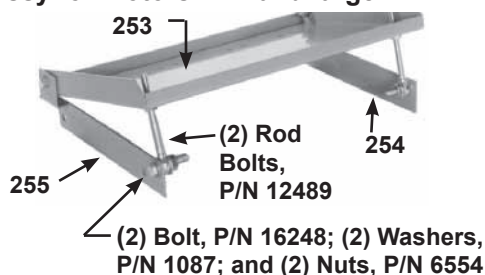
Code 256 - Replacement Rubber Feet and Hardware



Code 252 - Motor Adjustment Bracket Assembly for less than 1HP motor




Codes 253, 254, and 255 - Motor Mounting Plate Assy for motors 1HP and larger



Code	Description	Application	Size					
			125	150/175	200/225	250/300	350	400
250	Blower Back Assembly		193986	194053	194092	193987	194063	194062
251	Blower Mtr Mounting Bracket	w/less than 1HP mtr	44409	44410		44409		44410
252	Motor Adjustment Bracket Assembly					44411		
253	Blower Motor Mounting Plate	w/1HP & larger mtr	194117	12579		194117		12579
254	Blower Motor Mounting Plate Left Support					12576		
255	Blower Motor Mounting Plate Right Support					12577		
256	Rubber Feet and Mounting Hardware					64940		
257	Blower, Complete with Shaft and Bearings		1357, Lau A10-10A	36429, Lau A12-12AC-EXT-P		--	--	--
	Blower, Right Side less shaft and bearings		--	--	--	36430, Lau RH 2A10-10A	36432, Lau RH 2A12-12A	
	Blower, Left Side less shaft and bearings		--	--	--	36431, Lau LH 2A10-10A	36433, Lau LH 2A12-12A	
258	Blower Shaft		11302, 18x3/4	11303, 19x1		10120, 39-1/4x1	10121, 44-5/8x1	
259	Key 3/16" sq x 1-3/3" lg		19361					
260	Blower Bearings		(2)7310, Ball SCF-3/4			(2)10437, Ball SCR16-1		

Model SSCBL (parts apply to each furnace section)

Model SSCBL Arrangement			
Model Size	Furnace Sections Qty	SC Size	Blower Cabinet
400	1	400	BL Type
500	2	250	BL Type
600	2	300	BL Type
700	2	350	BL Type
1050	3	350	BL Type
1200	3	400	BL Type



Furnace Section Exterior Cabinet Parts - Model SSCBL only (parts apply to each furnace section)

Code	Description	400	500	600	700	800	1050	1200
270	Bottom Front & Rear Panel (2)	100042	100040		100041	100042	100041	100042
271	Furnace Bottom Pan	Aluminized	100005	100003	100003	100004	100005	100004
		Stainless Steel	104930	104928	104928	104929	104930	104929
272	Top Front & Rear Panel (2)	100035	100033	100033	100034	100035	100034	100035
273	Casing Top Assembly	100293	100291	100291	100292	100293	100292	100293
274	Furnace Right Side Panel Assembly	103649						
275	Furnace Bottom Left Side Panel	100125	100125	100125	100125	100125	100125	100125
276	Vinyl Grommet	15021, 3/4"	102607, 1/2"	15021, 3/4"				
277	Furnace Center Left Side Panel	113593	113593	113593	113593	113593	113593	113593
278	Furnace Top Left Side Panel Assembly	113646	113646	113646	113646	113646	113646	113646
279	Left Rear Furnace Leg (not illustrated)	100013	100013	100013	100013	100013	100013	100013
280	Left Front Furnace Leg	100011	100011	100011	100011	100011	100011	100011
281	Right Rear Furnace Leg (not illustrated)	100012	100012	100012	100012	100012	100012	100012
282	Right Front Furnace Leg	100010	100010	100010	100010	100010	100010	100010
283	Top Seal Brace (not illustrated)	100168	100166		100167	100168	100167	100168

Connector and Filler Parts (not illustrated) for Connecting Heat Exchangers in Model SSCBL Systems with Two or Three Furnaces	SSCBL Size	400	500/600	700	800	1050	1200
	Top Filler Assembly	--	(1) 115693	(1) 115694	(1) 115692	(2) 115694	(2) 115692
	Side Filler	--	--	--	(2) 105632	--	--
	Top & Btm Duct Connector	--	(2) 106338	(2) 106339	(2) 106340	(2) 106339	(2) 106340
	Side Duct Connector	--	--	--	(2) 106395	--	--